

NAMUR Mounted, Type C15, 'P' Series Solenoid Valve



Description

Solenoid valve designed for direct mounting onto 1/4 turn pneumatically operated valve actuators meeting 'NAMUR' standard fixing dimensions.

Features

- Interchangeable CNOMO interface coil units, including various hazardous area options.
- Integrated Exhaust to Spring (ETS) feature in 3/2 position.
- Top face air connection.
- 1/4" BSP mains air connection and 1/8" BSP exhaust ports.
- Single coil spring return function or double coil stay put function.
- Pilot Exhaust Dust Caps fitted as standard.

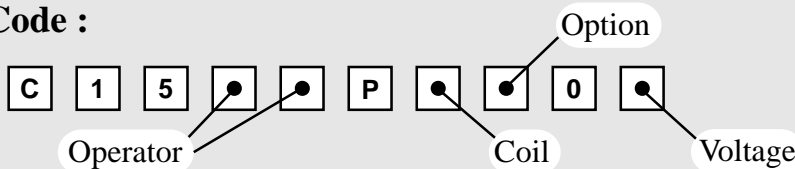
Conversion Facility

- Built in 3/2 to 5/2 function conversion facility for spring return and double acting actuators respectively. (see reverse)



Valve is illustrated with a MC30 Plug & Socket Coil

Product Code :



See below for product code details

Any of the below options that are not required enter '0' in relevant box.

Operator

Options:

Spring return, internal pilot air feed

Code:

Double solenoid, internal pilot air feed

Option

Options:

Screw Driver Override (Standard)

Code:

Lever Manual Override

Push Button Manual Override

No Option Required

Coil

Coil:

Code:

EExia (BASEEFA)

Coil:

Code:

EExm

EExia (FM)

ExN

EExia (SAA)

Plug & Socket

EExia (CSA)

MC30 Plug & Socket

EExd

Terminal Box

No Coil Unit

Voltage

Voltage:

Code:

12v DC

Voltage:

Code:

24v AC (50/60 Hz)

12v DC Low Power

48v AC (50/60 Hz)

24v DC

110v AC (50/60 Hz)

24v DC Low Power

240v AC (50/60 Hz)

No Voltage (no coil)

415v AC (50/60 Hz)

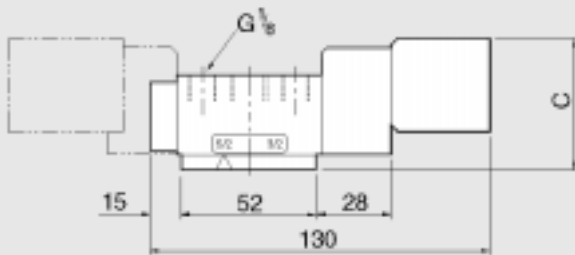
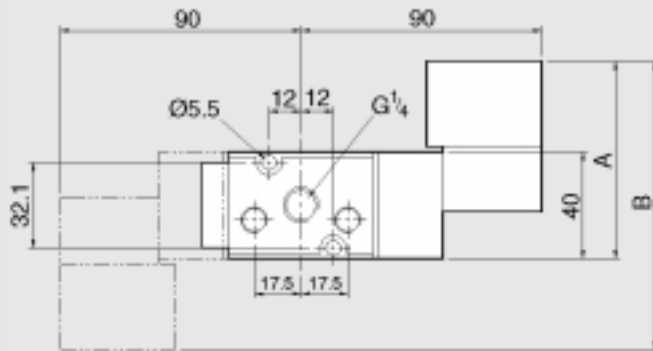
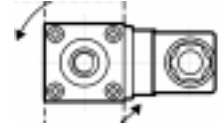
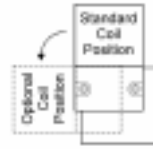
NAMUR Mounted, Type C15, 'P' Series Solenoid Valve

RGS

Coil Orientation

The solenoid pilot can be mounted in two possible positions by rotating the solenoid base through 90°. This is achieved by releasing the two M4 pozi-drive screws which secure the solenoid pilot to the valve body. When changing the solenoid pilot position care should be taken to ensure the triangular gasket seal is in place.

The coil itself can be rotated in 90° steps by releasing the four securing screws. When rotating the coil care should be taken to ensure the core assembly (core, spring, seal and washer) remains intact and aligned correctly. This is easily achieved by only lifting the coil the small amount required to clear the screws enabling the coil to be rotated.



Conversion Facility :

Valve is fitted with a change over plate which allows the valve to be converted from 3/2 to 5/2 function quickly and easily. In 3/2 function a proportion of clean air exhausting from the actuator is fed back in to the spring chamber.

Dimensions (mm)

Coil Type	A	B	C
Plug & Socket	95	144	51
MC30 Coil	92	150	48
Terminal Box	100	160	51
ExN	102	160	51
EExd	113	186	60
EExia	117	194	51
EExm	102	164	51

Material Specification	Standard
Body and End Caps	Black Anodised Aluminium (Dural)
Spool	Hard Anodised Aluminium PTFE impregnated
Jet	Brass
Spacers	Glass filled Acetal
Seals	Nitrile
Spring	Stainless Steel
Mounting Screws	Stainless Steel
Change over plate	Nylon 66 30% glass filled
Gasket	Nitrile

Valve Specification	Standard
Inlet Port Connection Size	1/4" BSP
Exhaust Port Connection Size	1/8" BSP
Working Pressure	3 to 8 bar
Cv Factor	0.7
Flow Rate (at 6 bar with 1 bar pressure drop)	675 l/min
Maximum Ambient Temperature	+60°C
Minimum Working Temperature	-10°C

Non-Standard Features and Options

There are non-standard alternatives available in addition to those listed within this datasheet for:

- Material Specification
- Valve Specification
- Options
- Voltages

Please refer to Section 9 in this catalogue for details of these alternatives.

Coil Type	Plug & Socket	Terminal Box	ExN	EExd	EExm	EExia
Area Class	Safe	Safe	Zone 2	Zones 1 & 2	Zones 1 & 2	Zones 0, 1 & 2
Area Category	N/A	N/A	ExN II T4/T6	EExd IIC T4/T6	EExm IIC T5	EExia IIC T6
Ingress Protection	IP65	IP65	IP65	IP66	IP65	IP65
Cable Entry	PG.9	M20 x 1.5	M20 x 1.5	M20 x 1.5	Flying Leads	M20 x 1.5
Ambient Temp.	-10 to 60°C	-10 to 60°C	-10 to 40°C	-10 to 40°C	-10 to 65°C	-10 to 65°C
Coil Class	F	F	F	F	F	F